



**Food Security and Nutrition
Analysis Unit Somalia**

Information for Better Livelihoods



Post Deyr'11/12

Presentation

January 24th 2012



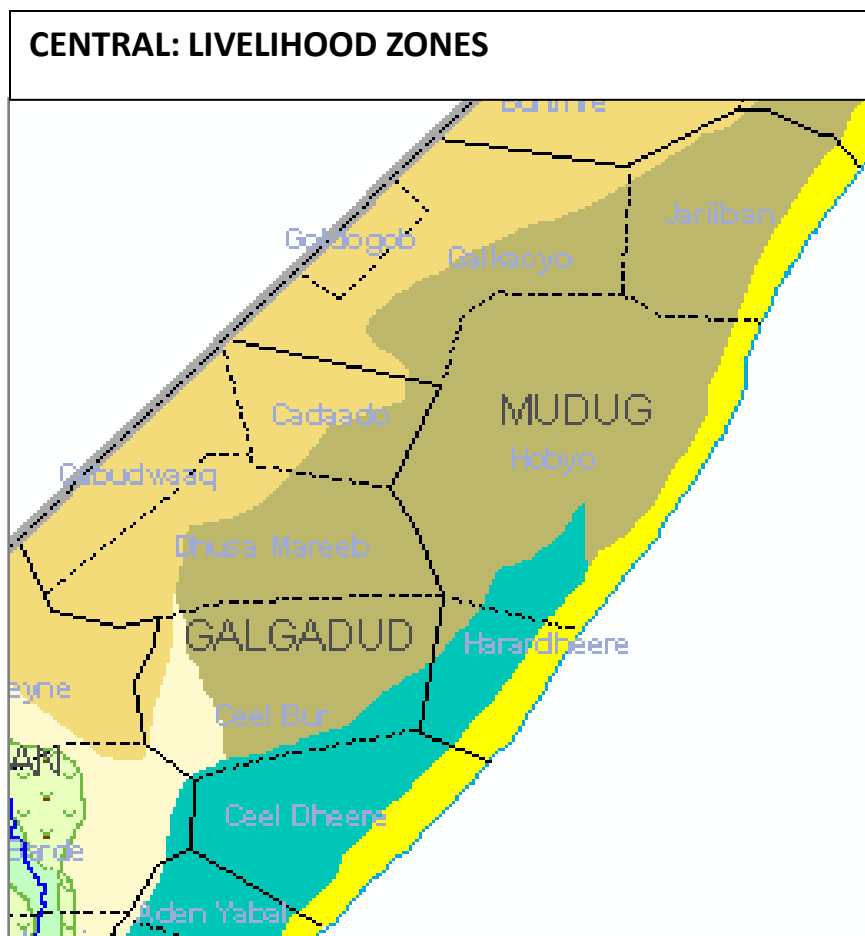
Integrated Nutrition Situation Analysis

Central Regions



EUROPEAN COMMISSION





There are 4 livelihood zones in Central regions:

1. Hawd Pastoral LZ :

Mainly involved in rearing of camel. Sheep and goats are of subsidiary.

2. Addun Pastoral LZ :

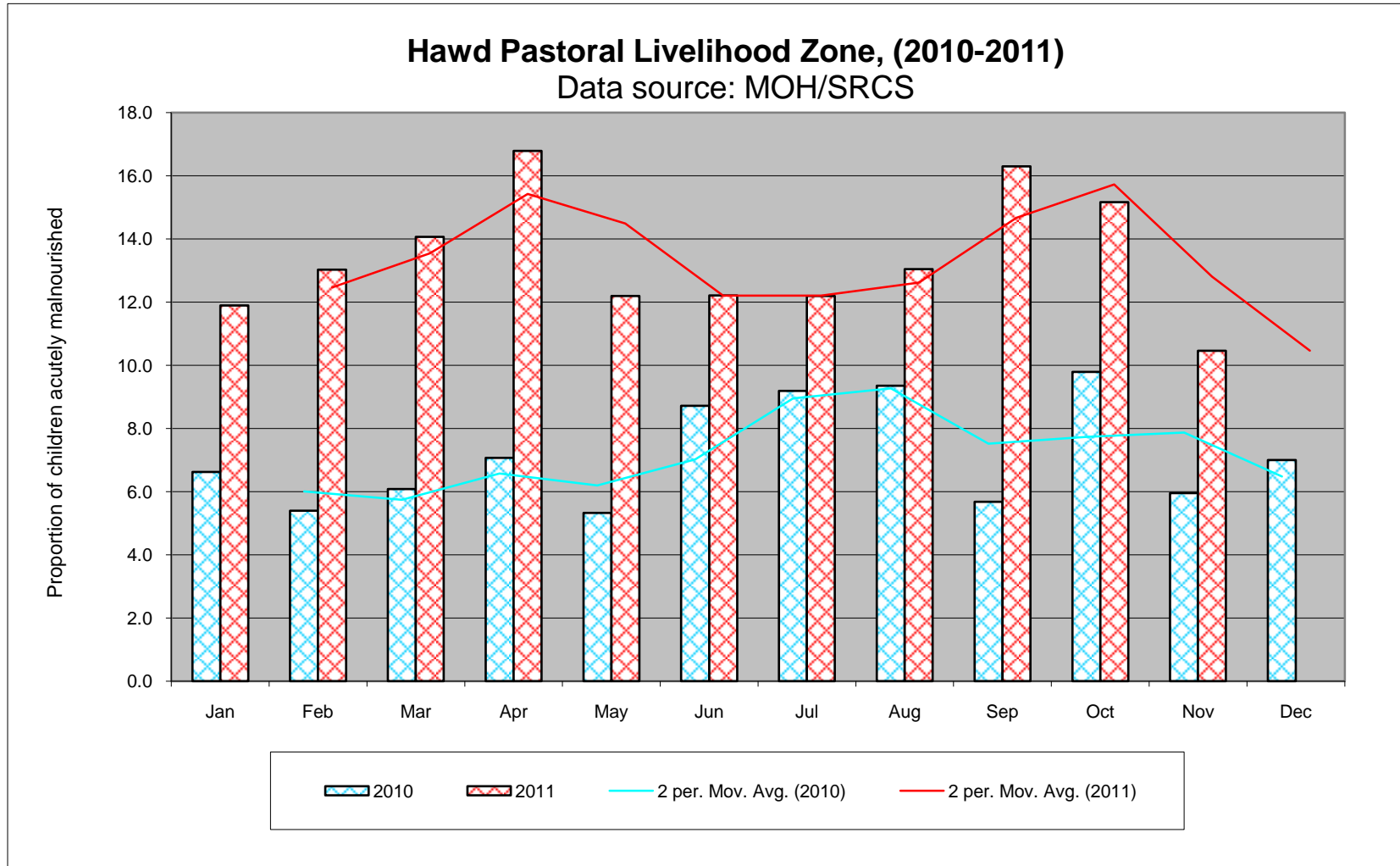
Sheep rearing is most important. Goats and camel are subsidiary.

3. Cowpea Belt Agro-pastoral LZ involved in production & sale of cowpea

4. Coastal Deeh LZ:

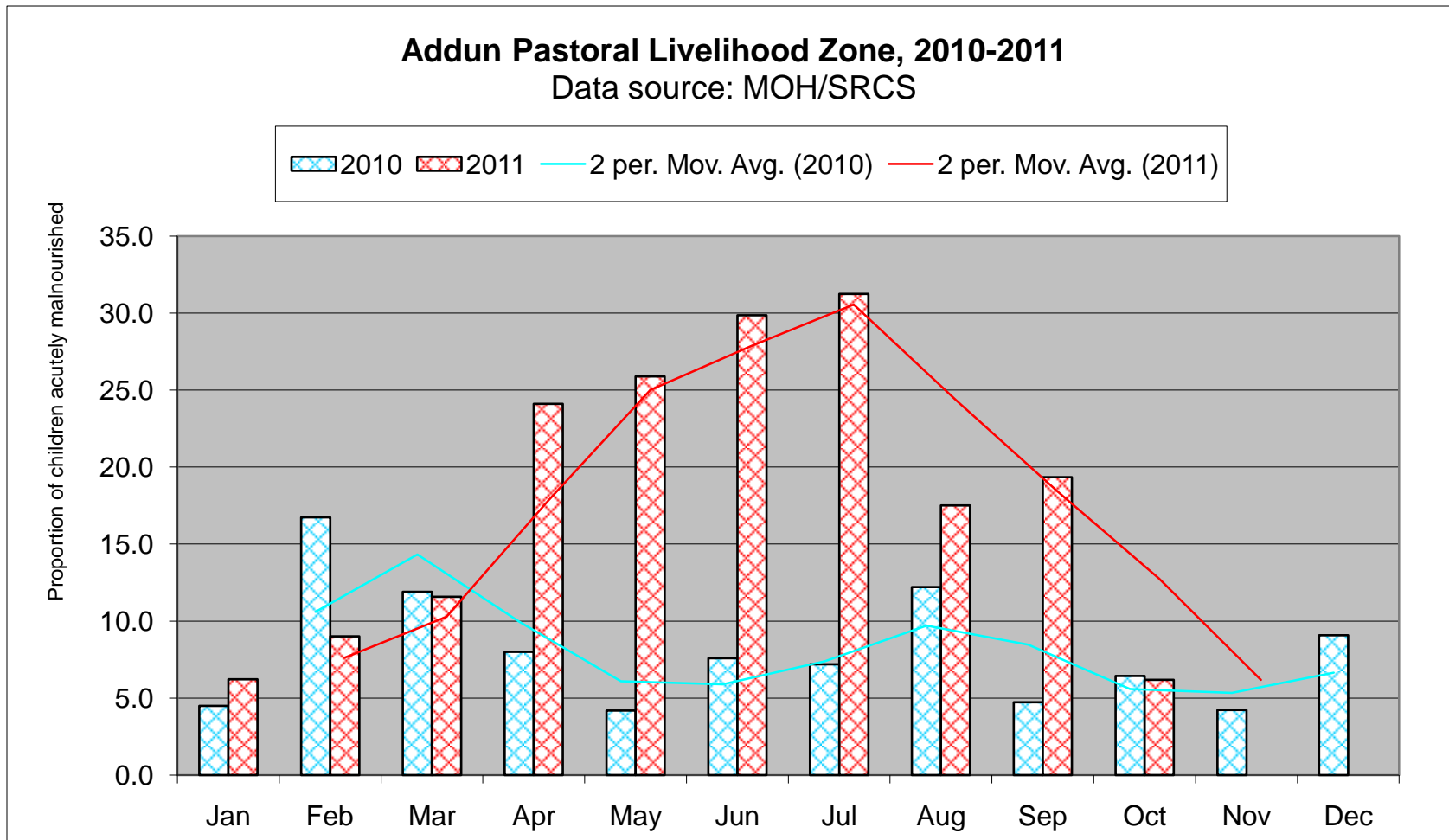
Sheep rearing and fishing

HAWD Livelihood Zone, Summary of Findings			
Outcome indicators	Deyr'10/11 (N=593) November 2010	Gu' 11 (N =576) July 2011	Deyr'11/12 (N= 566) December 2011
Child Nutrition status			
o <i>GAM (WHZ<-2 or oedema)</i>	13.0 (10.4-16.2)	14.4 (10.9-18.8)	18.6 (14.5 –23.4) 15.8 (12.5-19.7)[CESVI, Dec '11]
o Mean WHZ	-0.76 ± 1.15	-0.87 ±1.11	-0.91 ±1.23
o <i>SAM (WHZ<-3 or oedema)</i>	2.9(1.8-4.7)	3.8 (2.4-6.0)	5.5 (4.0 –7.4) 3.0 (1.8-4.8)[CESVI, Dec '11]
o <i>Oedema</i>	0.3	0.5	0.9
o <i>MUAC (<12.5 cm or oedema)</i>	3.7(2.5-5.4)	5.9 (3.9-8.9)	10.6 (8.1 –13.8)
o <i>MUAC (<11.5 cm or oedema)</i>	1.7(0.8-3.3)	1.6 (0.7-3.5)	2.5 (1.5 –4.2)
o <i>HIS Nutrition Trends</i>	Low proportion but increasing trends	High proportion but fluctuating trends	High proportion but fluctuating trends
Non-pregnant women with MUAC <18.5 cm	0.0	0.5 (0.0-1.6)	1.4 (0.2-5.1)
Pregnant & Lactating women with MUAC<21.0 cm	-	7.2 (2.8-13.0)	10.4 (4.4-16.4)
Pregnant & Lactating women with MUAC<23.0 cm	13.4	18.0 (10.5-25.5)	33.8 (26.2-42.0)
Crude death Rate/10,000/day (90days)	0.3 (0.14-0.62)	0.91 (0.60-1.37)	0.49 (0.28-0.84)
Under 5 death Rate/10,000/day (90days)	0.62 (0.21-1.92)	2.12 (1.19-3.77)	0.86 (0.30-2.41)
OVERALL NUTRITION SITUATION	Serious	Serious	Critical
Child Morbidity, Immunization, IYCF			
o <i>Disease Oubreaks:</i>	No outbreak	Cholera outbreak	AWD outbreak in Adado and Galkayo;
o <i>Morbidity based on 2wk recall</i>	Overall Morbidity:-34.6	Overall Morbidity 37.5%	Malaria outbreak in Adado district Overall Morbidity: 21.4
o <i>Immunization status/Vit. A</i>	Measles Vac:58.3: VitA;48.6	Measles Vac: 82.3, VitA 74.8	Measles Vac:58.1 vitA: 52.7
o <i>Children eating from <4 fdgps</i>	7.8	16.3	14.5
o <i>Children meeting min. feeding freq.</i>	40.6	52.7	31.9
Public Health Indicators; Gender	N=336	N=337	N=320
o <i>Households (HH) accessing safe water</i>	30.9	33.8	32.2
o <i>HH accessing sanitation facilities</i>	61.7	66.5	62.5
o <i>Relation between GAM & child sex</i>	Insignificant	Insignificant	Insignificant
o <i>Relation between GAM & sex of hh head</i>	Insignificant	Insignificant	Insignificant
Food Security Phase	AFLC/Crisis	AFLC/Crisis	AFLC/Crisis
<i>Proportion of hh consuming <4 fd gps</i>	0.8	16.3	3.8
Overall Risk to Deterioration	Stable	Likely to Deteriorate	Likely to Improve



High (>10%) but decreasing trends (Sep-Dec ,2011)

Outcome indicators	Addun Livelihood Zone, Summary of Findings		
	Deyr'10/11 (N=591) November 2010	Gu' 2011 (N =576) June 2011	Deyr'11/12 (N= 530) December 2011
Child Nutrition status			
o GAM (WHZ<-2 or oedema)	11.0 (7.7-15.5)	17.8 (13.3 –23.6)	12.1 (9.0 –16.1)
o Mean WHZ	-0.76 ±1.09	-0.91 ±1.20	-0.62 ±1.19
o SAM (WHZ<-3 or oedema)	2.5 (1.3-5.1)	4.1 (2.5-6.7)	2.8 (1.6-5.0)
o Oedema	0.0	0.3	0.2
o MUAC (<12.5 cm or oedema)	2.8 (0.2-5.4)	7.7 (5.5-10.8)	2.3 (1.2 – 4.3)
o MUAC (<11.5 cm or oedema)	0.6 (0.0-1.3)	1.4 (0.4-3.4)	0.4 (0.1 – 1.5)
o HIS Nutrition Trends	Low proportion but increasing trends,Jan-Dec '10	High (15%) and increasing	High (15%) but decreasing
Non-pregnant women with MUAC <18.5 cm	2.6	0.4 (0.0-1.4)	0.0
Pregnant & Lactating women with MUAC<21.0 cm	-	3.6 (0.0-8.1)	4.4
Pregnant & Lactating women with MUAC<23.0 cm	19.3	18.0 (10.5-25.5)	14.6
Crude death Rate/10,000/day (90days)	0.71(0.41-1.20)	0.56 (0.34 – 0.91)	0.32 (0.16 – 0.66)
Under 5 death Rate/10,000/day (90days)	1.91(0.93-3.87)	1.92 (1.02 – 3.59)	0.87 (0.31 – 2.42)
OVERALL NUTRITION SITUATION	Serious	Very Critical	Serious
Child Morbidity, Immunization, IYCF			
o Disease Outbreaks:	No outbreaks	No outbreak	No Outbreak
o Morbidity based on 2wk recall	Overall Morbidity:32.8	Overall Morbidity 36.7	Overall Morbidity 36.0
o Immunization status/Vit. A	MeasVac:71.7; VitA:74.7	MeasVac: 60.5 VitA 48.4	Measvac : 30.1, VitA: 30.6
o Children eating from ≥4 fdgps	5.3 (2.1-9.7)	15.8 (6.9-24.7)	4.2 (0.8-7.7)
o Children meeting min. feeding freq.	59.4 (49.4-69.5)	38.8 (26.1-51.4)	37.8 (22.6 – 53.0)
Public Health Indicators; Gender	N=354	N=340	N=316
o Households (HH) accessing safe water	35.1	26.8	48 (36.8 – 60.9)
o HH accessing sanitation facilities	54.3	57.4	18.6 (4.1 – 33.0)
o Relation between GAM & child sex	Significant	Insignificant	Insignificant
o Relation between GAM & sex of hh head	Insignificant	Insignificant	Insignificant
Food Security Phase	AFLC/Crisis	Emergency/HE	AFLC/Crisis
Proportion of hh consuming <4 fd gps	5.5	22.6	2.5
Overall Risk to Deterioration	Uncertain	Uncertain	Likely to improve

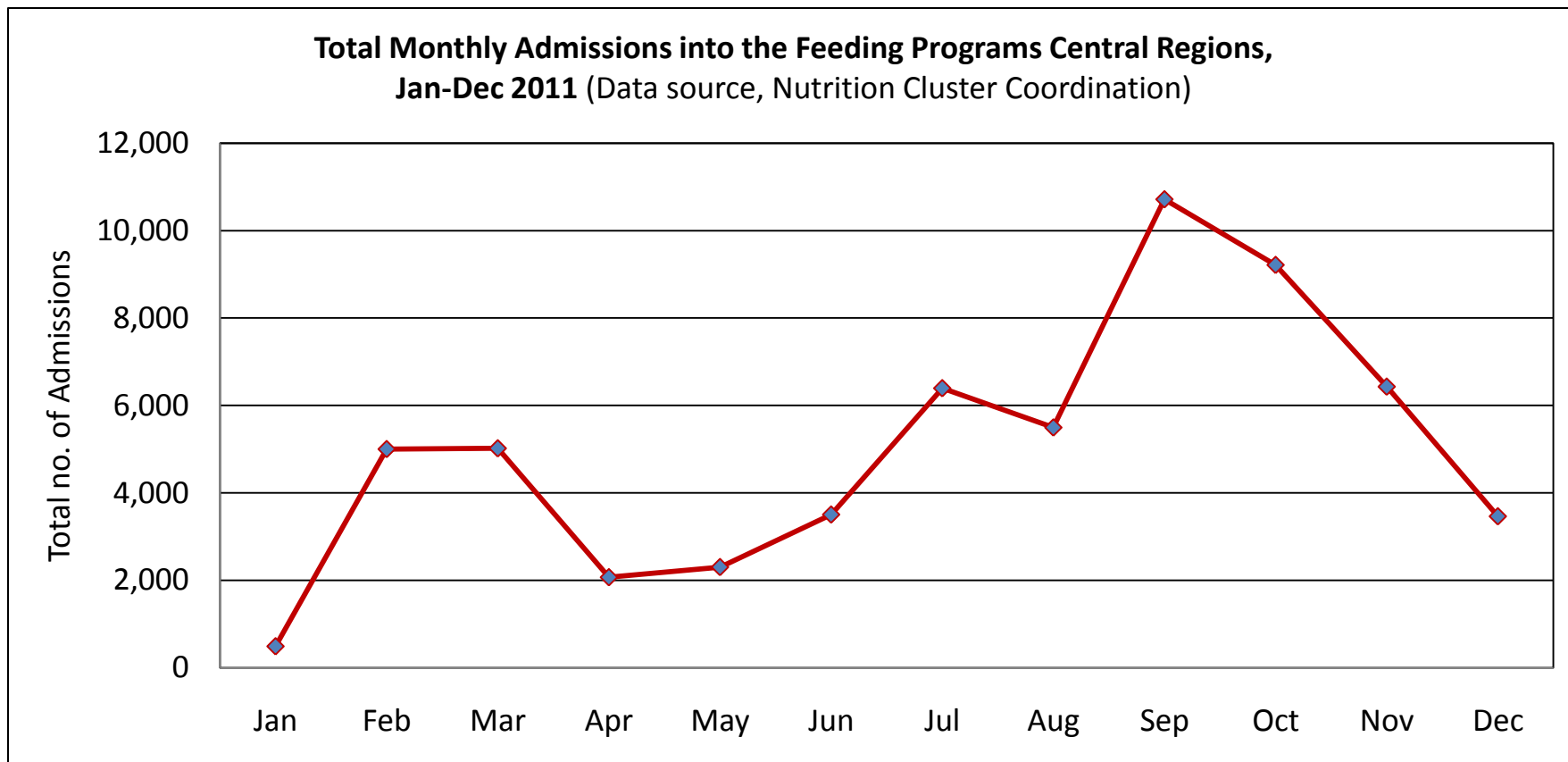


High (>15%) but decreasing trend since July 2011

Dusamareb IDPs, Summary of Findings		
Outcome indicators	Gu '11 (N=211) July 2011	Deyr'11/12 (N=205) December 2011
Child Nutrition status		
○ GAM (WHZ<-2 or oedema)	>34 .0 (Pr=0.90)	>23.4 (Pr=0.90)
○ SAM (WHZ<-3 or oedema)	>6.2 (Pr=0.90)	>1.7 (Pr=0.90)
○ Oedema	0.0	0.0
○ MUAC (<12.5 cm or oedema)	>21.3 (Pr.=0.90)	>18.8 (Pr=0.90)
○ MUAC (<11.5 cm or oedema)	>1.3 (Pr.=0.90)	>0.6 (Pr=0.90)
Crude death Rate/10,000/day (90days)	1.85 (1.35-2.34)	1.04
Under 5 death Rate/10,000/day (90days)	6.57 (4.89-8.26)	2.15
○ HIS Nutrition Trends	N/A	N/A
○ TFPs/SFPs Admission trends	N/A	N/A
OVERALL NUTRITION SITUATION	Very Critical	Very Critical
Child Morbidity, Immunization, IYCF		
○ Disease Oubreaks:	No outbreak	No outbreak
○ Morbidity based on 2wk recall	Morbidity –27.8	Morbidity – 21.5
○ Immunization status/Vit. A	-	
○ Children eating from <4 fdgps	-	-
○ Children meeting min. feeding freq.	-	
Public Health Indicators; Gender		
○ Households (HH) accessing safe water	N/A	N/A
○ HH accessing sanitation facilities	N/A	N/A
○ Relation between GAM & child sex	N/A	N/A
○ Relation between GAM & sex of hh head	N/A	N/A
Food Security Phase	HE	HE
Proportion of hh consuming <4 fd gps	N/A	N/A
Overall Risk to Deterioration	Uncertain	Uncertain

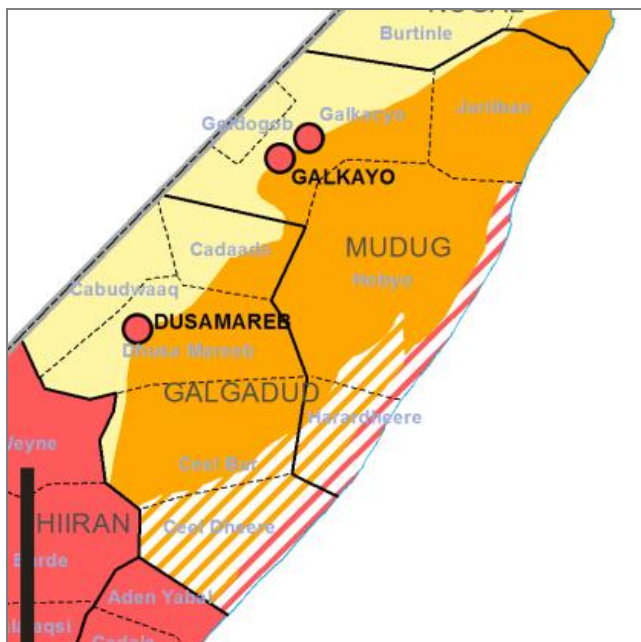
Outcome indicators	Galgadud Urban, Summary of Findings	
	Gu '11 (N=401) July 2011	Deyr '11/12 (N=391) December 2011
Child Nutrition status		
○ <i>GAM (WHZ<-2 or Oedema)</i>	N/A	N/A
○ <i>SAM (WHZ<-3 or Oedema)</i>	N/A	N/A
○ <i>Oedema</i>	0.0	0.0
○ <i>MUAC (<12.5 cm or Oedema)</i>	14.2 (7.9-24.3)	19.2 (15.5-23.5)
○ <i>MUAC (<11.5 cm or Oedema)</i>	4.0 (1.4-10.7)	5.1 (3.2-7.9)
○ <i>Mean weight-for-height</i>	N/A	N/A
OVERALL NUTRITION SITUATION	<i>Critical</i>	<i>Very Critical</i>
Child Morbidity, Immunization, IYCF		
○ <i>Disease Outbreaks:</i> ○ <i>Morbidity based on 2wk recall</i>	AWD and cholera outbreak Overall morbidity: 9.5 Diarrhoea: 3.7 Pneumonia: 1.0; Measles: 0.5	AWD Outbreak in Adado, Elbur, Eldhere, and Haradhere Overall morbidity: 13.0 Diarrhoea: 4.1 Pneumonia: 4.0; Measles: 1.4
Overall Risk to Deterioration	<i>UNSTABLE</i>	<i>UNSTABLE</i>

Admissions into Nutrition Programs

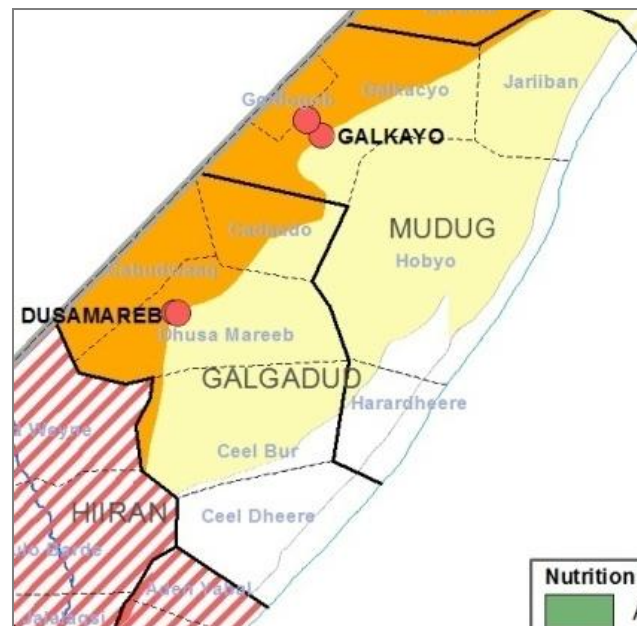


High (over 2000) but decreasing trends in October-December 2011

Nutrition Situation, August 2011



Nutrition Situation, January 24th, 2012



- ***Aggravating factors***
 - Limited milk access in Coastal areas
 - High morbidity in all livelihoods – AWD and malaria outbreak in Hawd areas (especially Adado district)
 - Inappropriate child feeding and care practices
 - Low immunization and vitamin A supplementation status
 - Poor access to sanitation facilities and safe water in rural LHZs
 - Poor shelter and access to milk among the IDPs
- ***Mitigating factors***
 - Limited humanitarian programmes in the region (health & feeding facilities, WASH)
 - Limited health program coverage
 - Improved milk access in Hawd and Addun pastoral livelihoods
 - Improved dietary diversity in most livelihoods
 - Social support

End

Abdikarim Duale
Khalif Nouh
Mohamed Hassan
Tom Oguta
Zainab Farah